
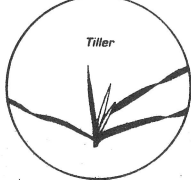
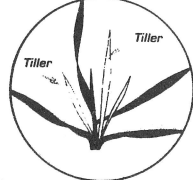
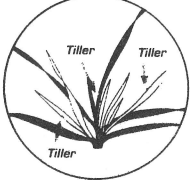





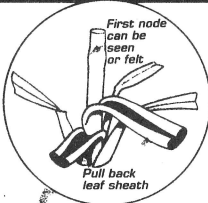
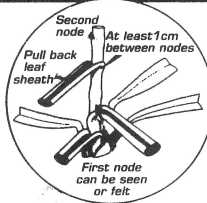

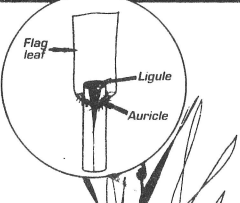





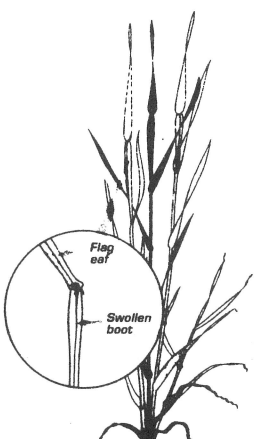
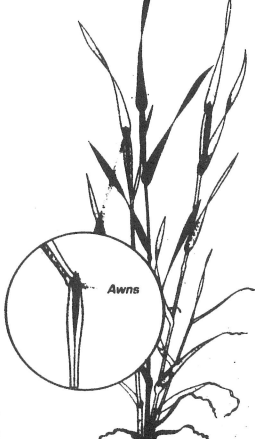
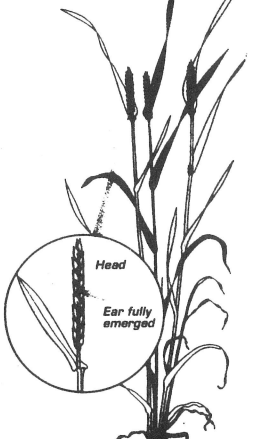
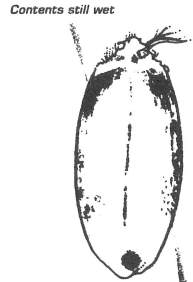
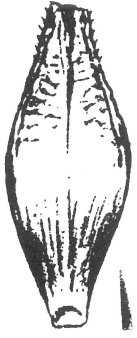


GROWTH STAGE CHART

Growth Stage (*Feekes' scale*)

	1	2	3	4
				
				
Decimal Code (<i>Zadok's scale</i>)	Plant illustrated — 11	Plant illustrated — 13,22	Plant illustrated — 14,23	Plant illustrated — 15,25
Description	One shoot with 1 or 2 unfolded leaves This is the seedling growth phase	Main shoot with 3 unfolded leaves and 1 or 2 tillers This is the start of the tillering phase	Main shoot with 4 unfolded leaves and 2 or 3 tillers	Main shoot with 5 unfolded leaves and approx 5 tillers Leaf sheaths have begun to lengthen

5	6	7	8	9
				
				
Plant illustrated — 30,15,25	Plant illustrated — 31,16,25	Plant illustrated — 32,16,25	Plant illustrated — 37	Plant illustrated — 39
Leaf sheaths erect The plant has an upright appearance. This is the start of the Stem Elongation phase.	First node detectable at the base of the main shoot	Second node detectable at the base of the main shoot	Flag leaf just visible	Flag leaf ligule visible

10	10.1	10.5	11.1	11.3
				
Plant illustrated — 45	Plant illustrated — 49	Plant illustrated — 59,60	Grain illustrated — 75	Grain illustrated — 91
Boot swollen This is the Booting phase	First awns visible This is the end of the Booting phase	Ear emergence complete, start of flowering.	Kernel at milky-ripe stage Contents still wet	Kernel hard This is the start of the Ripening phase Husk has begun to harden Kernel can still be dented by thumbnail